

# Bowel Screening



## An Easy Read Booklet



Bowel cancer is more common  
in people over 50

# What is a Bowel Screening Test?



It is a test you do in your own home



The test kit comes through the door in the post



You will get the test kit when you are 50



On the month of your birthday

## Why do the test?



It will let the doctor test for any changes in your bowel



You send 3 samples of your poo to be looked at under microscope



The test will look for hidden blood in your poo

## Doing the test?



The kit

You need to keep the envelopes to send back



Read the information

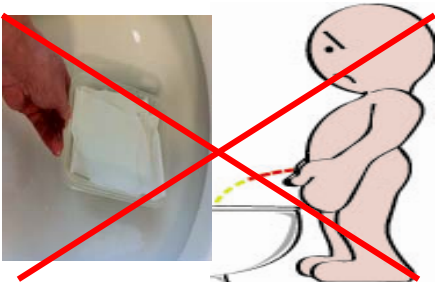


If you still want to do the test



You will need a plastic tub

Like an Ice cream or margarine tub, and tissues



Do not pee into the tub

## Sample 1




Go into the toilet



Put tissue in the tub  
and then put the tub in  
the toilet to collect the  
poo



Take the tub with poo  
out of the toilet



Mark the date



Open the first flap of the kit



Use the stick and take a small piece of poo



Put poo onto the first square



Put stick in the bin



Use a clean stick



Take more from another part of the poo



Put it in the second square



Close the flap



Put the stick in the bin





Empty the tub in the toilet

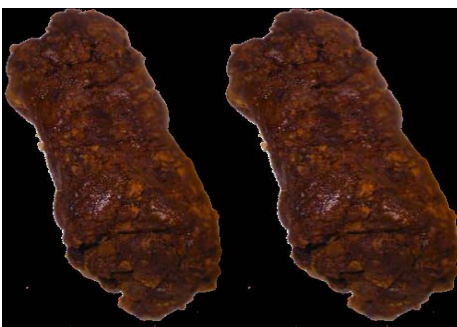


Wash out the tub

Keep it in the bathroom with your kit



Wash your hands



You have to do another 2 poo samples within 10 days

## Sample 2



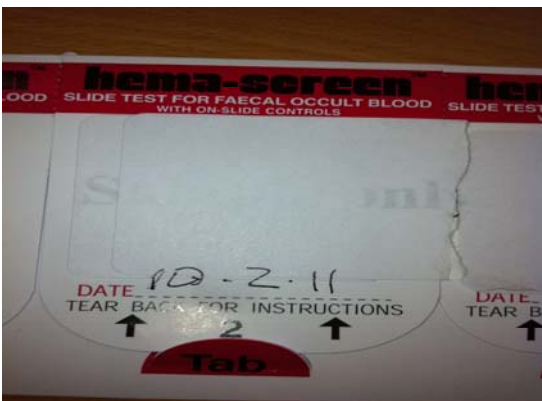
When you need a poo go to the toilet and get out your tub and kit



Put tissue in the tub and then put the tub in the toilet to collect the poo



Take the tub with poo out of the toilet



Mark the date



Open the second flap of the kit




Use the stick and take a small piece of poo



Put poo onto the first square



Put the stick in the bin



Use a clean stick



Take more from another part of the poo



Put it in the second square



Close the flap



Put the stick in the bin



Empty the tub in the toilet



Wash out tub

Keep it in the bathroom with your kit



Wash your hands



You have to do another 1 poo

## Sample 3



When you need a poo go to the toilet and get out your tub and kit



Put tissue in the tub and then put the tub in the toilet to collect the poo



Take the tub with poo out of the toilet



Mark the date



Open the third flap of the kit




Use the stick and take a small piece of poo



Put poo onto the first square



Put the stick in the bin



Use a clean stick



Take more from another part of the poo



Put it in the second square



Close the flap





Put the stick in the bin



Empty the tub in the toilet



Put the tub in the bin



Wash your hands



Put a label on the kit



Put your completed kit into the envelope



Post it



Your poo will be looked at under the microscope



Your test results will be posted back to you



Talk to your doctor if you are worried

Some of the pictures used in this leaflet are photosymbols. Photosymbols is a photo image bank you can buy and use. Go to [www.photosymbols.com](http://www.photosymbols.com)